

CR18X series cylindrical capacitive sensor

Feature description



- Integrated housing matches double highlighted LED indicator
- IP67 protection class which is effectively moisture-proof and dust-proof
- The maximum operating voltage can be 40VDS which can effectively prevent the influence from power ripple
- Enhance detection distance. Sensitivity adjustment adopts multi-turn potentiometer so as to reach higher adjustment accuracy
- High reliability, excellent EMC design with protection against short circuit, overloaded and reverse polarity
- Widely used in both metal and non-metal (plastic, powder, liquid, etc.) material testing



Model specification

NPN NO	CR18XCF08DNOY	PNP NO	CR18XCF08DPOY
NPN NC	CR18XCF08DNCY	PNP NC	CR18XCF08DPCY
NPN NO+NC	CR18XCF08DNRY	PNP NO+NC	CR18XCF08DPRY

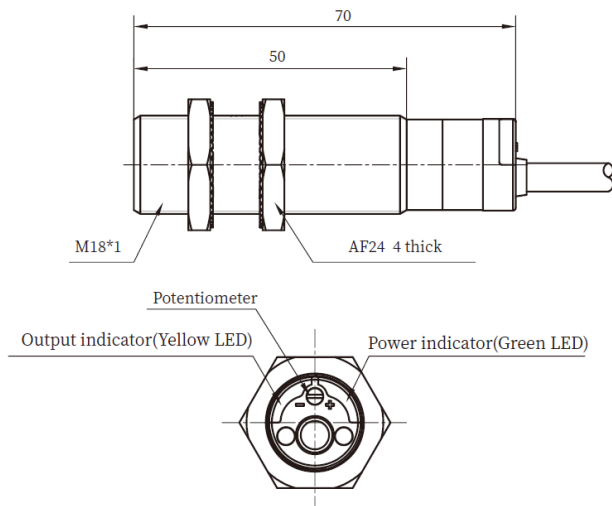
Specifications

Installation type	Flush	Indicator	Output indication:Yellow LED;Power indicator:Green LED
Rated distance Sn	8mm [Ⓢ]		Overload or short circuit indication:Yellow LED flashes
Ensure distance Sa	≤5.76mm	Switching frequency	25Hz
Adjust the distance	3...12mm	Ambient temperature	When working:-25...70°C(No icing, No condensation)
Adjustment method	Multi-turn potentiometer (Electrical adjustment > 10)	Environment humidity	When storing:-30...80°C(No icing, No condensation)
Standard test object	Fe 24*24*1t(Grounded) [Ⓢ]	Vibration resistant	10...55Hz,Dual amplitude 1mm(2 hours each in X, Y, and Z directions)
Supply voltage	10...30VDC	Impulse withsand	30g/11ms,3 times each for X,Y,Z direction
Load current	≤200mA	High pressure resistant	1000V/AC 50/60Hz 60s
Residual voltage	≤2V	Insulation resistance	≥50MΩ(500VDC)
Consumption current	≤20mA	Shape specification	M18*1*70mm
Switch point offset [%/Sn]	±10%	Protection degree	IP67
Temperature drift [%/Sr]	±20%	Housing material	Nickel copper alloy
Hysteresis range [%/Sr]	3...20%	Connection type	2m PVC Cable
Repetitive error [R]	≤5%	Accessories	M18 nuts×2, Slotted screwdriver, Operation manual
Circuit protection	Short circuit protection, Overload protection, Reverse polarity protection		

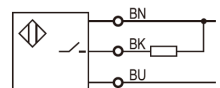
Note: [Ⓢ]the factory default sensing distance is Sn±10%

[Ⓢ]unit:mm

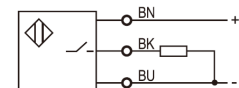
Dimensions



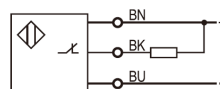
Wiring diagram



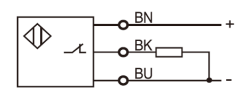
NPN NO



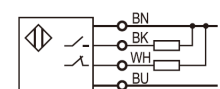
PNP NO



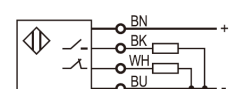
NPN NC



PNP NC



NPN NO+NC



PNP NO+NC